

# 折叠门

LOGISTIC  
SOLUTIONS



*KPL FOLDING DOORS*



# 折叠门 KPL

## KPL FOLDING DOORS

KPL 折叠门在门板和承重结构方面所达到的生产技术水平使得大型尺寸的  
门被越来越多的行业所采用，尤其是船厂和机场等。门板上除了可以选配视  
窗，通风窗以及各种特殊尺寸的窗户外，还可以配备通行门以减少整扇门的  
开启次数。

在建新厂房或厂房改造时，KPL 折叠门被广泛采用。门的开启方式可以是手  
动、自动或者是预留自动配置。

自动开启方式可以配备以下自动安全系统：

- 遥控器
- 控制器
- 光电管

*Thanks to the technological level achieved in the production  
of panels and carrying structures this shutting system offers  
big size doors which are more and more requested in many  
sectors such as dockyards and airport yards.*

*It is possible to insert in the panels: portholes, ventilation grilles,  
special type of windows as well as pedestrian exit doors in order to  
avoid in case of emergency the opening of the whole door.*

*These sliding doors are an excellent solution for new constructions and  
renovations and can be supplied with either manual or motorized  
openings, or set for eventual installation of automatism.*

*The motorized opening, is handled by an operator by means of  
various automatism and security systems:*

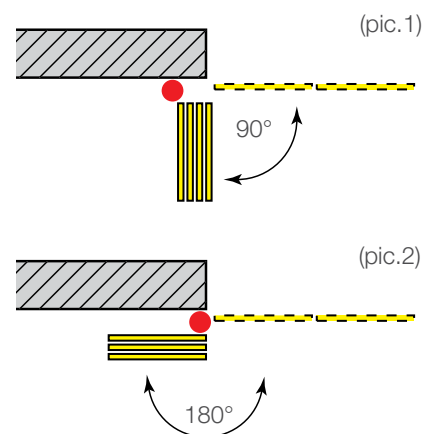
- remote controllers;
- control panel buttons;
- photocells.

标准开启方式：

90° (图.1), 180° (图.2)

STANDARD PANELS ROTATION:

90° (pic. 1), 180° (pic. 2)





# 2至3扇折叠门

## FOLDING DOORS WITH 2 AND 3 PANELS

折叠门的安装可以使用或者不使用地埋轨。在不使用地埋导轨的情况下，门板与边侧立柱进行铰接，根据上导轨的设定可折叠成90°或180°。门折叠方向可以选择外装或内装。

Folding doors can be installed with or without ground rails. In this latter case panels are hinged to the side runners and can rotate either at 90° or 180° according to the setting of the above rails. Panels can fold either towards inside or outside.

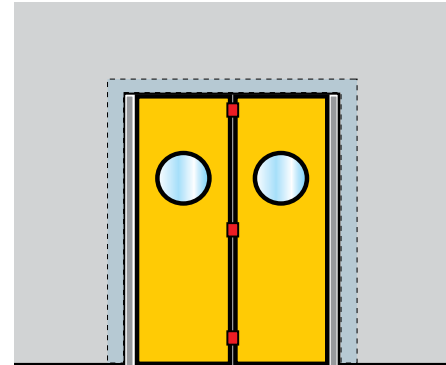
# 4至8扇折叠门

## FOLDING DOORS WITH 4 TO 8 PANELS

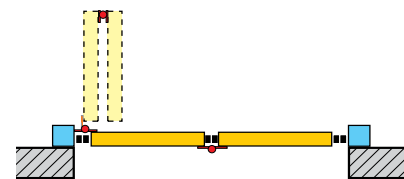
这类折叠门是大开启门洞的最佳选择。4至8扇折叠门的宽度可以达到11.92米，高度可以是6米。可以选配地轨也可以配备电动装置。

These types of doors are ideal for big openings. They can reach width 11,92 meters and height 6 meters. They have ground rails and may be provided with a powered system.

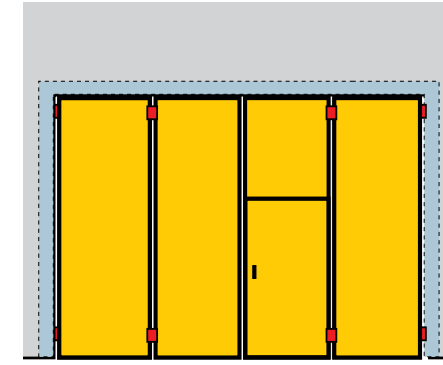
KPLSG 折叠门 2+0  
KPLSG FOLDING DOOR 2+0



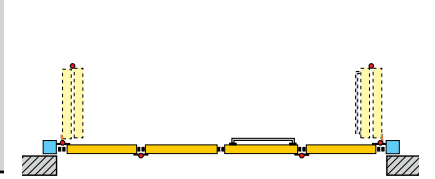
门板：白色/灰色  
安装：内装  
附件：圆形视窗  
Panels: white/grey  
Installation: inside  
Characteristics: round portholes



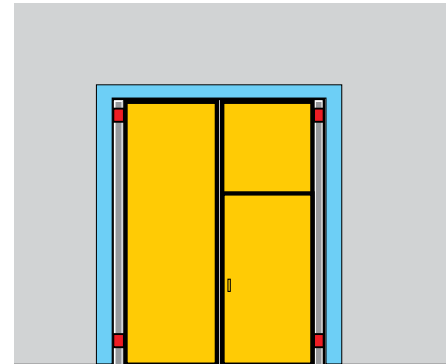
KPLSG 折叠门 2+2  
KPL-SG FOLDING DOOR 2+2



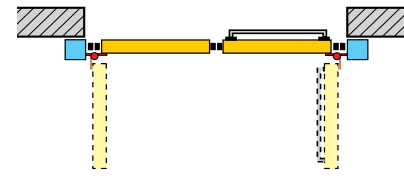
门板：白色/灰色  
安装：外装  
附件：剪切板/防恐慌门把手  
Panels: white/grey  
Installation: inside  
Characteristics: cut panel/anti-panic handle



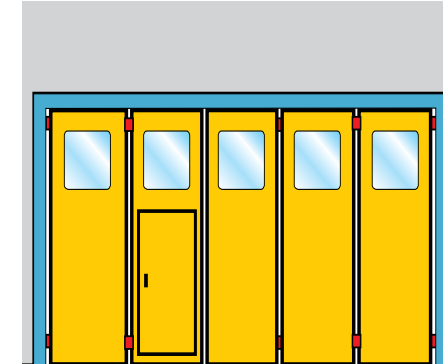
KPLSG 折叠门 1+1  
KPLSG FOLDING DOOR 1+1



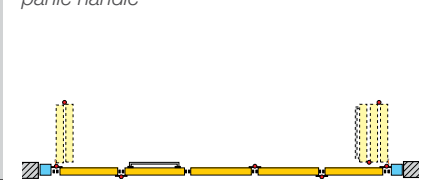
门板：白色/灰色  
安装：外装  
附件：剪切板/防恐慌门把手  
Panels: white/grey  
Installation: outside  
Characteristics: cut panel/anti-panic handle



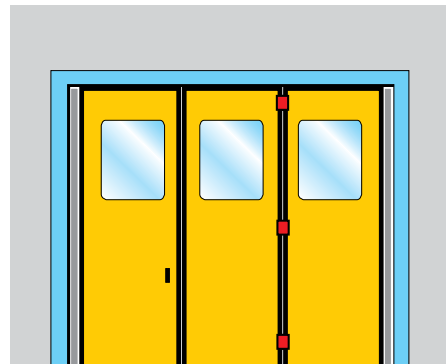
KPLSG 折叠门 3+2  
KPL-SG FOLDING DOOR 3+2



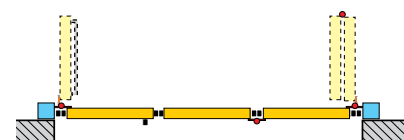
门板：白色/灰色  
安装：内装  
附件：通行门/防恐慌门把手  
Panels: white/grey  
Installation: with opening into the wall  
Characteristics: pedestrian door with anti-panic handle



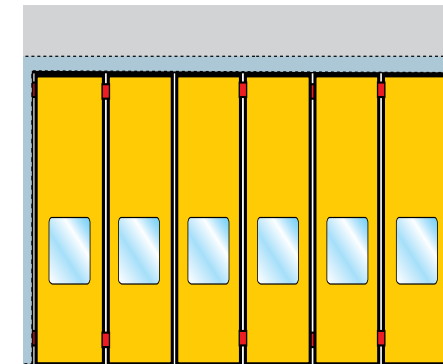
KPLSG 折叠门 2+1  
KPL-SG FOLDING DOOR 2+1



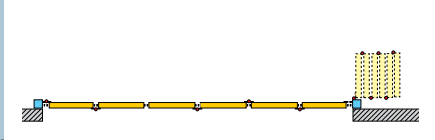
门板：白色/灰色  
安装：内装  
附件：矩形视窗  
Panels: white/grey  
Installation: inside  
Characteristics: portholes



KPLCG 折叠门 6+0  
KPL-CG FOLDING DOOR 0+6



门板：白色/灰色  
安装：内装  
附件：地轨和电动开启门板  
Panels: white/grey  
Installation: inside  
Characteristics: powered panels and ground rail



# KLS 平移门

## SLIDING DOORS KLS

Kopron 提供的平移门是科技与美感的结合，能在工业场所起到隔离不同区域的作用，并且与外部建筑环境相融合。

这类门具有以下特点：

- 不用配备地轨，可直接安装在地面上；
- 门板厚实坚固，可保证良好的隔音隔热效果；
- 占用空间小，为厂房内部留出更多可利用空间。

The sliding doors proposed by Kopron are a combination of technology and aesthetics and are installed within industrial areas to split different departments keeping a perfect harmony with the outside structure.

These doors have the following advantages:

- they can be installed directly on the floor without ground rails;
- the thickness of the panels guarantees efficient noise and heat insulation;
- they allow more room in the inside.



外装  
OUTDOOR SLIDING INSTALLATION



可加装通行门  
INSTALLATION WITH CUT PANEL INSERTED



A = 门洞宽度  
Usable width  
F = 门体完全打开后的尺寸  
Overall dimensions of the door in open position

# 可选

## COLOURS

一系列颜色和RAL色标可供您选择，让门与您的建筑更加匹配

You can choose among a wide range of colours and RAL paints to enable the doors to suit any architectural requirement.

### 颜色标准/ STANDARD COLOUR

内/外 - INSIDE/OUTSIDE



### 其它可选颜色/ RAL PAINT UPON REQUEST



### 标准颜色/ SEMI-STANDARD COLOURS

内/外 - INSIDE/OUTSIDE



# 特制产品

## SPECIAL PRODUCTIONS



为铁路工业特别设计的带有使电线穿过的中心孔的门。

Door specially designed for the railway industry with central hole for electric wires to pass through.



可按顾客特定要求，制造不同尺寸板材和带有行人紧急出口的门。

Doors can be made according to specific requirements of customer, with panels in different sizes plus the insertion of a pedestrian emergency exit.



con



in



Kopron have created more than 7000 sqm pvc covering for Expo Milano 2015

Quality Management System  
UNI EN ISO 9001: 2008 Certified  
Factory Production Control  
UNI EN ISO 1090  
Applicable Standard  
UNI EN 1341-1 - UNI EN 3834-2



### 证书 CERTIFICATIONS

高浦龙的产品质量管理体系认证  
进一步为产品有效性和  
高效性提供了保证。

*Through certifications Kopron offer a  
further guarantee on efficiency and  
quality of their products.*

www.kopron.com

#### LOGISTIC SOLUTIONS

##### Kopron China

江苏省 无锡市新城区南路207号 214028  
207, Chengnan Road  
214028 New district Wuxi Jiangsu China  
电话 **t**+86 0510 85 36 30 50  
sales@kopronchina.com  
www.kopronchina.com

##### Kopron S.p.A. - Headquarters

Via l Maggio s.n.  
20064 Gorgonzola (Mi) Italy  
**t** +39 02 92 15 21  
**f** +39 02 92 15 29 20  
kopron@kopron.com

##### Export Sales

**t** +39 02 92 15 27 51  
export@kopron.com

##### Kopron SERVICE

Assistenza e ricambi/ Spare parts  
assistenza@kopron.com  
www.kopronservice.com

##### Kopron France

Parc de Chavanne  
817, Route des Frères  
69400 Arnas - France  
**t**+33 04 74 68 16 57  
kopron@kopron.fr  
www.kopron.fr

##### Kopron do Brasil

Av. José Alves de Oliveira, 123  
Parque Industrial III  
Jundiaí - São Paulo - Brasil  
**t** +55 11 31 09 67 00  
comercial@kopron.com  
www.kopron.com.br